

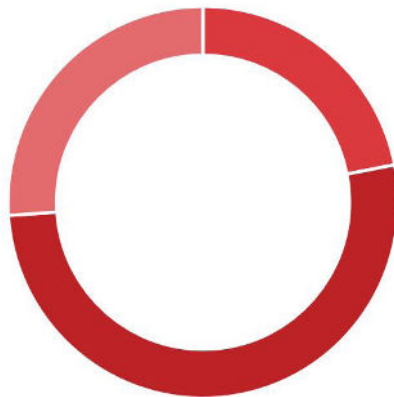
# YEARLY ECONOMIC REPORT

Data gathered between July 2021 and June 2022.

Amounts expressed in Argentine pesos (ARS).

## Our Funding

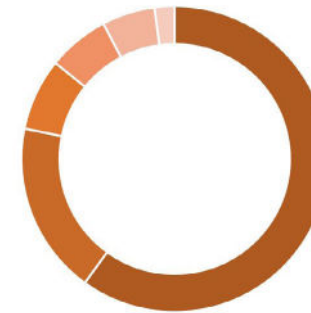
Institutional Sponsors	\$ 84.337.146
Charity Events & Campaigns	\$ 42.249.077
Individual Sponsors	\$ 35.586.894
In-Kind Donations	\$ 37.120
<b>Total Income</b>	<b>\$ 162.210.238</b>



- Institutional Sponsors
- Charity Events & Campaigns
- Individual Sponsors
- In-Kind Donations

## Our Expenditures

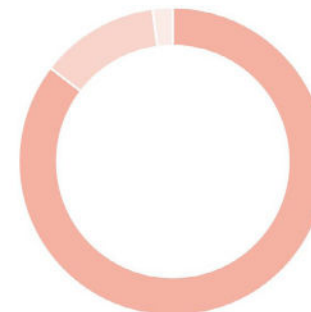
Salaries and Professional Fees	\$ 100.011.792
Milk, Diet Supplements, Consumables, Materials	\$ 30.377.634
Facilities, Equipment and Maintenance	\$ 12.697.944
Services, Insurance, Fees and Taxes	\$ 10.820.355
Transportation and Travel Allowance	\$ 9.323.622
Events, Campaigns and Publicity	\$ 3.528.578
<b>Total Expenditure</b>	<b>\$ 166.759.927</b>



- Salaries and Professional Fees
- Milk, Diet Supplements, Consumables, Materials
- Facilities, Equipment and Maintenance
- Services, Insurance, Fees and Taxes
- Transportation and Travel Allowance
- Events, Campaigns and Publicity

## Expenditure per area

Programs and Projects	\$ 142.410.993
Administration	\$ 20.820.355
Institutional Development and Communication	\$ 3.528.578
<b>Total Expenditure</b>	<b>\$ 166.759.927</b>



- Programas, proyectos e infraestructura
- Gerencia y Administración
- Desarrollo Institucional y Comunicación